

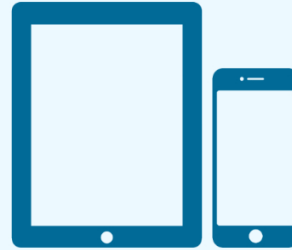
PRINT GUIDE

You can print using the following devices






PRINT FROM A LAPTOP

1. Open a browser and go to print.princh.com
2. Enter the printer ID and upload your documents
3. Adjust your print settings
4. Pay using one of the available options



PRINT FROM A MOBILE OR TABLET

1. Install the Princh app for iOS or Android
2. Open your document and share it with the Princh app
3. Select the printer by scanning the QR code and adjust your settings
4. Pay using one of the available options

FORMAT	COLOR	PRICE	PRINTER ID
 LETTER	Black/White	\$0.15	 103412
 LEGAL	Black/White	\$0.15	